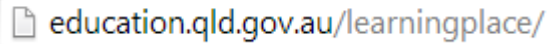


Accessing the Spanish EdStudio

1) **GO** to the [Learning Place website](http://learningplace.education.qld.gov.au/).



2) **LOG IN** to the Student space using your Education Qld MIS ID and Password.

(MIS = Managed Internet Service)

(Please contact your class teacher if you are unsure of your ID and password.)

Log in to...

-  Staff space
-  Student space
-  [Manage courses \(CAMS\)](#)
-  eLearn (Bb)
-  iConnect
-  [Professional Communities](#)


3) **ENTER** the Access key for this EdStudio : **S742147381**

OR

The Spanish EdStudio icon may already be available to you.

Quick Links

Access keys




eSpaces

[eLearn](#)

[iConnect](#)

My Studios

Filter by role: Participant, Reader

	Spanish @ Yeronga SS	Access Key S742147381
	Tags: Spanish Yeronga Language	

4) **SELECT** from the tabs the area you want to read and play in.

TOPICS will continue to be added – so check the **Blog** section for news of updates etc.

(You are invited to add constructive comments and suggestions. If you spot errors in English or Spanish, or find links that don't work as they should, please use the Blog. All messages are moderated by the site owner.)



The screenshot shows the top navigation area with tabs: Getting Started, Spanish Alphabet, TOPICS, and Blog. A red dashed arrow points to the Blog tab. Below the tabs, a dropdown menu is open, listing various topics: Greetings, Introductions, Family, Pets, Colours, Body, and Numbers. The main content area shows a header for 'Spanish EdStudio' with a sub-header 'News of updates, changes, corrections' and a note 'Submissions will be moderated.' Below this, it says '1 post/ 0 comments'. At the bottom, there is a logo for 'Spanish' with a figure in traditional dress.